

CONSENT FORM for UROLOGICAL SURGERY

(Designed in compliance with  consent form 1)

PATIENT AGREEMENT TO INVESTIGATION OR TREATMENT

Patient Details or pre-printed label

Patient's NHS Number or Hospital number	
Patient's surname/family name	
Patient's first names	
Date of birth	
Sex	
Responsible health professional	MR. N LYNN
Job Title	CONSULTANT UROLOGICAL SURGEON
Special requirements e.g. other language/other communication method	

Name of proposed procedure (Include brief explanation if medical term not clear)	ANAESTHETIC
Transperineal prostate biopsy (taking prostate samples via perineum)	General / Regional Local anaesthesia

Statement of health professional (To be filled in by health professional with appropriate knowledge of proposed procedure, as specified in consent policy) I have explained the procedure to the patient. In particular, I have explained:

The intended benefits: To find prostate cancer

Serious or frequently occurring risks including any extra procedures, which may become necessary during the procedure. I have also discussed what the procedure is likely to involve, the benefits and risks of any available alternative treatments (including no treatment) and any particular concerns of this patient.

- Blood in urine/ stool/semen
- Bruising and discomfort in perineum
- Temporary problems with getting erection caused by bruising (5%)
- Inability to pass urine requiring catheterization (5%)
- Bleeding into urine causing hospitalization (1%) and requiring catheter insertion (2%)
- Failure to find significant cancer requiring repeat procedure (2-10%)
- Urine infection (1%)
- Septicemia (blood infection) 0.1%
- Risk of anaesthesia (heart problems, lungs problems, deep vein thrombosis, clots in the lungs, stroke, death)

Covid 19

- it is not possible to give an accurate estimate of contracting Covid 19 while in hospital
- Elective patients who develop hospital-acquired Covid-19 have a postoperative 30 day mortality of 16.2%, with the two-thirds who experience pulmonary complications having a mortality rate of 23.8%
(Source - <https://www.rcseng.ac.uk/coronavirus/recovery-of-surgical-services/tool-5/#3>)

Alternative treatment discussed: PSA monitoring / Suppressive (non-curative) treatment without biopsy

A blood transfusion may be necessary during procedure and patient agrees **YES or NO (Ring)**

Signature of Health Professional:	Job Title:
Name:	Date:

The following tape/leaflet has been given: **BAUS information leaflet (21/107)**

Contact details (if patient wishes to discuss options later) ... **Consultant's secretary can be contacted via hospital switchboard**

Statement of interpreter (where appropriate) I have interpreted the information above to the patient to the best of my ability and in a way in which I believe he can understand.

Signature of interpreter:

Print name:

Date:

PATIENT'S COPY

Patient identifier/label

Name of proposed procedure (Include brief explanation if medical term not clear)	ANAESTHETIC
Transperineal prostate biopsy (taking prostate samples via perineum)	General/ Regional Local

Statement of health professional (To be filled in by health professional with appropriate knowledge of proposed procedure, as specified in consent policy) I have explained the procedure to the patient. In particular, I have explained:

The intended benefits: To find prostate cancer

Serious or frequently occurring risks including any extra procedures, which may become necessary during the procedure. I have also discussed what the procedure is likely to involve, the benefits and risks of any available alternative treatments (including no treatment) and any particular concerns of this patient.

- Blood in urine/ stool/semen
- Bruising and discomfort in perineum
- Temporary problems with getting erection caused by bruising (5%)
- Inability to pass urine requiring catheterization (5%)
- Bleeding into urine causing hospitalization (1%) and requiring catheter insertion (2%)
- Failure to find significant cancer requiring repeat procedure (2-10%)
- Urine infection (1%)
- Septicemia (blood infection) 0.1%
- Risk of anaesthesia (heart problems, lungs problems, deep vein thrombosis, clots in the lungs, stroke, death)

Covid 19
 - it is not possible to give an accurate estimate of contracting Covid 19 while in hospital
 - Elective patients who develop hospital-acquired Covid-19 have a postoperative 30 day mortality of 16.2%, with the two-thirds who experience pulmonary complications having a mortality rate of 23.8%
 (Source - <https://www.rcseng.ac.uk/coronavirus/recovery-of-surgical-services/tool-5/#3>)

Alternative treatment discussed: PSA monitoring / Suppressive (non-curative) treatment without biopsy

A blood transfusion may be necessary during procedure and patient agrees **YES or NO (Ring)**

Signature of Health Professional:	Job Title:
Name:	Date:

The following tape/leaflet has been given: **BAUS information leaflet (21/107)**

Contact details (if patient wishes to discuss options later) ... **Consultant's secretary can be contacted via hospital switchboard**

Statement of interpreter (where appropriate) I have interpreted the information above to the patient to the best of my ability and in a way in which I believe he can understand.

Signature of interpreter:

Print name:

Date:

Transperineal prostate biopsy

Patient's label

Statement of patient:

Please read this form carefully. If your treatment has been planned in advance, you should already have your own copy of page 2, which describes the benefits and risks of the proposed treatment. If not, you will be offered a copy now. If you have any further questions, do ask – we are here to help you. You have the right to change your mind at any time, including after you have signed this form.

I agree to the procedure or course of treatment described on this form and also to a blood transfusion if necessary

I understand that any tissue that is normally removed in this procedure could be stored and used for medical research (after the pathologist has examined it) rather than simply discarded. PLEASE TICK IF YOU AGREE

that you cannot give me a guarantee that a particular person will perform the procedure. The person will, however, have appropriate experience.

that I will have the opportunity to discuss the details of anaesthesia with an anaesthetist before the procedure, unless the urgency of my situation prevents this. (This only applies to patients having general or regional anaesthesia.)

that any procedure in addition to those described on this form will only be carried out if it is necessary to save my life or to prevent serious harm to my health.

about additional procedures which may become necessary during my treatment. I have listed below any procedures which **I do not wish to be carried out** without further discussion.
.....

Signature of Patient:		Print please:	Date
------------------------------	--	----------------------	-------------

A witness should sign below if the patient is unable to sign but has indicated his or her consent. Young people/children may also like a parent to sign here. (See DOH guidelines).

Signed:
Date:
Name:

Confirmation of consent

Signature of Health Professional	Job Title
Printed Name	Date

(to be completed by a health professional when the patient is admitted for the procedure, if the patient has signed the form in advance). On behalf of the team treating the patient, I have confirmed with the patient that s/he has no further questions and wishes the procedure to go ahead.

Important notes: (tick if applicable)

- See also advance directive/living will (eg Jehovah's Witness form)
- Patient has withdrawn consent (ask patient to sign/date here)



TRANSPERINEAL ULTRASOUND-GUIDED BIOPSIES OF THE PROSTATE GLAND

Information about your procedure from
The British Association of Urological Surgeons (BAUS)

This leaflet contains evidence-based information about your proposed urological procedure. We have consulted specialist surgeons during its preparation, so that it represents best practice in UK urology. You should use it in addition to any advice already given to you.

To view the online version of this leaflet, type the text below into your web browser:

[http://www.baus.org.uk/_userfiles/pages/files/Patients/Leaflets/Transperineal biopsies.pdf](http://www.baus.org.uk/_userfiles/pages/files/Patients/Leaflets/Transperineal%20biopsies.pdf)

Key Points

- Transperineal ultrasound-guided biopsy of your prostate is done to check for prostate cancer
- There is, at present, no more reliable way than biopsies for checking your prostate
- The commonest side-effects are bleeding and reduced urinary flow, but infection is rare
- Many of the prostate cancers diagnosed are not life-threatening; they may require no active treatment, only careful monitoring

What does this procedure involve?

Putting an ultrasound probe into your rectum (back passage) to scan your prostate. Guided by ultrasound, biopsies are taken from your prostate through your perineum (the skin between your scrotum and rectum). We usually perform it using local anaesthetic, as an outpatient procedure. Sometimes, we do it under a spinal or general anesthetic in theatre.

You will often have an MRI scan first, to see if you need a biopsy, and to guide where we need to take samples from if biopsies are needed.

What are the alternatives?

- **Observation with repeat blood tests** – repeating your blood tests and only investigating further if you PSA levels rise.

- [Transrectal ultrasound-guided prostatic biopsies](#) – usually performed under local anaesthetic with a biopsy needle passed through the ultrasound probe

What happens on the day of the procedure?

Your urologist (or a member of their team) will briefly review your history and medications, and will discuss the procedure again with you to confirm your consent.

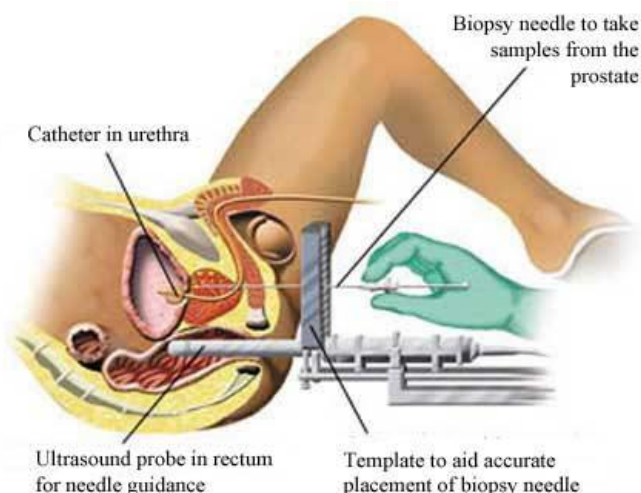
Generally, the procedure is performed under local anaesthetic. If, for any reason, it needs to be done under a general anaesthetic, an anaesthetist will see you to discuss the type of anaesthetic. He/she will also discuss pain relief after the procedure with you.

If you have biopsies performed under general or regional anaesthetic, we may provide you with a pair of TED stockings to wear. These help to prevent blood clots from developing and passing into your lungs. Your medical team will decide whether you need to continue these after you go home.

Details of the procedure



- we normally carry out the procedure under local anaesthetic although sometimes a general or spinal anaesthetic may be necessary
- before the procedure, we may give you either an antibiotic tablet or an injection (depending on local infection control policy), after we have checked carefully for any allergies
- we position you in special supports which allow the surgeon to access the skin behind your scrotum
- we may use tape to move your scrotum out of the way
- we normally examine your prostate first, by rectal examination, before inserting the ultrasound probe
- we will use an antiseptic solution to clean your perineum
- if local anaesthetic is used, this may sting for a few seconds before the area becomes numb
- if the procedure is done under a general anaesthetic, we may put a catheter through your urethra (waterpipe) into your bladder before the procedure; this is removed on the day of surgery or the morning after
- the probe is as wide as a man's thumb and approximately 10 cm (four inches) long











- to take biopsies from the prostate, we may use a special grid so that all areas of the prostate can be included or use a special device that allows access through the skin to the prostate.
- the biopsy needles are guided into position using the ultrasound scanner (pictured)
- we may get additional biopsy guidance by superimposing multiparametric MRI images on the ultrasound scans
- the number of biopsies taken depends on your PSA level, the MRI report and other risk factors
- we may apply a dressing to your perineum which is held in place with a pair of disposable pants
- the procedure takes 30 to 45 minutes to complete
- you should expect to go home after couple of hours if the procedure is done under local anaesthetic, or within 24 hours if it is done under general anaesthetic



Are there any after-effects?

The possible after-effects and your risk of getting them are shown below. Some are self-limiting or reversible, but others are not. The impact of these after-effects can vary a lot from patient to patient; you should ask your surgeon's advice about the risks and their impact on you as an individual:

After-effect	Risk
Blood in your urine for up to 10 days	 Almost all patients
Blood in your semen which can last up to six weeks (this poses no risk to you or your sexual partner)	 Almost all patients

Bruising in your perineal area		Between 1 in 2 & 1 in 10 patients
Discomfort in your prostate caused by bruising from the biopsies		Between 1 in 2 & 1 in 10 patients
Temporary problems with erections caused by bruising from the biopsies		1 in 20 patients (5%)
Inability to pass urine (acute retention of urine)		1 in 20 patients (5%)
Bleeding in your urine preventing you from passing urine (clot retention)		1 in 50 patients (2%)
Failure to detect a significant cancer in your prostate		Between 1 in 10 & 1 in 50 patients
Need for a repeat procedure if biopsies are inconclusive or your PSA level rises further		Between 1 in 10 & 1 in 50 patients
Bleeding in your urine requiring emergency admission for treatment		1 in 100 patients (1%)
Infection in your urine requiring antibiotics		1 in 100 patients (1%)
Septicaemia (blood infection) requiring emergency admission for treatment		Less than 1 in 100 patients (<1%)

What is my risk of a hospital-acquired infection?

Your risk of getting an infection in hospital is between 4 & 6%; this includes getting *MRSA* or a *Clostridium difficile* bowel infection. This figure is lower for a day-case admission but higher in a group of patients who have had:

- long-term drainage tubes (e.g. catheters);

- long hospital stays; or
- multiple hospital admissions.

What can I expect when I get home?

- you will get some blood in your urine which may last several days, often with the occasional blood clot
- we advise you to drink plenty of fluid to help stop this bleeding
- you often see blood in your semen for up to six weeks
- you will be given advice about your recovery at home
- you will be given a copy of your discharge summary if the procedure is performed under general anaesthetic and a copy will also be sent to your GP
- you may be given antibiotics; any other tablets you may need will be arranged & dispensed from the hospital pharmacy
- if the bleeding in your urine does not stop, you should contact your GP or specialist nurse for further advice
- if you are unable to pass urine at all, you should contact your GP immediately or go to your local Emergency Department
- we will review the results of your biopsies in a multidisciplinary team (MDT) meeting within seven to 10 days
- we will let you and your GP know the results as soon as possible, and arrange an outpatient appointment for you to discuss what action is needed

General information about surgical procedures

Before your procedure

Please tell a member of the medical team if you have:

- an implanted foreign body (stent, joint replacement, pacemaker, heart valve, blood vessel graft);
- a regular prescription for a blood thinning agent (e.g. warfarin, aspirin, clopidogrel, rivaroxaban, dabigatran);
- a present or previous MRSA infection; or
- a high risk of variant-CJD (e.g. if you have had a corneal transplant, a neurosurgical dural transplant or human growth hormone treatment).

Questions you may wish to ask

If you wish to learn more about what will happen, you can find a list of suggested questions called "[Having An Operation](#)" on the website of the Royal College of Surgeons of England. You may also wish to ask your surgeon for his/her personal results and experience with this procedure.

Before you go home

We will tell you how the procedure went and you should:

- make sure you understand what has been done;
- ask the surgeon if everything went as planned;
- let the staff know if you have any discomfort;
- ask what you can (and cannot) do at home;
- make sure you know what happens next; and
- ask when you can return to normal activities.

We will give you advice about what to look out for when you get home. Your surgeon or nurse will also give you details of who to contact, and how to contact them, in the event of problems.

Smoking and surgery

Ideally, we would prefer you to stop smoking before any procedure. Smoking can worsen some urological conditions and makes complications more likely after surgery. For advice on stopping, you can:

- contact your GP;
- access your local [NHS Smoking Help Online](#); or
- ring the free NHS Smoking Helpline on **0300 123 1044**.

Driving after surgery

It is your responsibility to make sure you are fit to drive after any surgical procedure. You only need to [contact the DVLA](#) if your ability to drive is likely to be affected for more than three months. If it is, you should check with your insurance company before driving again.

What should I do with this information?

Thank you for taking the trouble to read this information. Please let your urologist (or specialist nurse) know if you would like to have a copy for your own records. If you wish, the medical or nursing staff can also arrange to file a copy in your hospital notes.

What sources have we used to prepare this leaflet?

This leaflet uses information from consensus panels and other evidence-based sources including:

- the [Department of Health \(England\)](#);
- the [Cochrane Collaboration](#); and
- the [National Institute for Health and Care Excellence \(NICE\)](#).

It also follows style guidelines from:

- the [Royal National Institute for Blind People \(RNIB\)](#);
- the [Information Standard](#);
- the [Patient Information Forum](#); and
- the [Plain English Campaign](#).

Disclaimer

We have made every effort to give accurate information but there may still be errors or omissions in this leaflet. BAUS cannot accept responsibility for any loss from action taken (or not taken) as a result of this information.

PLEASE NOTE

The staff at BAUS are not medically trained, and are unable to answer questions about the information provided in this leaflet. If you do have any questions, you should contact your urologist, specialist nurse or GP.